


Digital Test Coverage Index



 **Perfecto**
Seek Perfection

Enhance your
customers' digital
experiences



Table of Contents

Why We Created This Index	Pg. 3
How We Built the Index and How to Read it	Pg. 4
Key Takeaways	Pg. 5
NEW The Importance of User Condition Testing	Pg. 6

Indexes by Country

NEW Most-Used Mobile Applications U.S.	Pg. 7
NEW Most-Used Mobile Applications UK	Pg. 8
NEW Most-Used Mobile Applications Germany	Pg. 9
NEW Most-Used Mobile Applications Canada	Pg. 10
NEW Most-Used Mobile Applications Brazil	Pg. 11
NEW Most-Used Mobile Applications Australia	Pg. 12
Global Web Index	Pg. 13
North and South America	
U.S.	Pg. 14
Canada	Pg. 15
Brazil	Pg. 16
EMEA:	
EU5	Pg. 17
UK	Pg. 18
Germany	Pg. 19
Netherlands	Pg. 20
Switzerland	Pg. 21
Italy	Pg. 22
Spain	Pg. 23
France	Pg. 24
APAC:	
Australia	Pg. 25
China	Pg. 26
NEW India	Pg. 27

Calendars

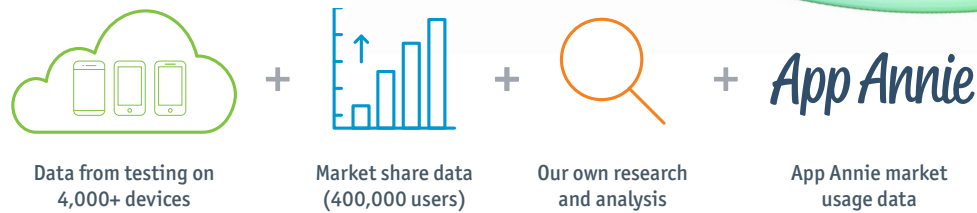
Mobile Market Calendar 2016	Pg. 28
Web Browser Calendar 2016	Pg. 29

Why We Created This Index

Our customers often ask us a simple question: On what devices and browsers should I be testing my apps and websites? As a digital quality market leader with over 1,500 customers, Perfecto is uniquely positioned to give the most accurate answer. In this report, we've merged our exclusive enterprise data with current market usage data to provide a benchmark for the devices, web browsers and user conditions (location changes, apps in the background) to test on, in your pursuit of digital excellence. This is the culmination of what we've learned from our most-valued customers and we're excited to pass these insights on to you.

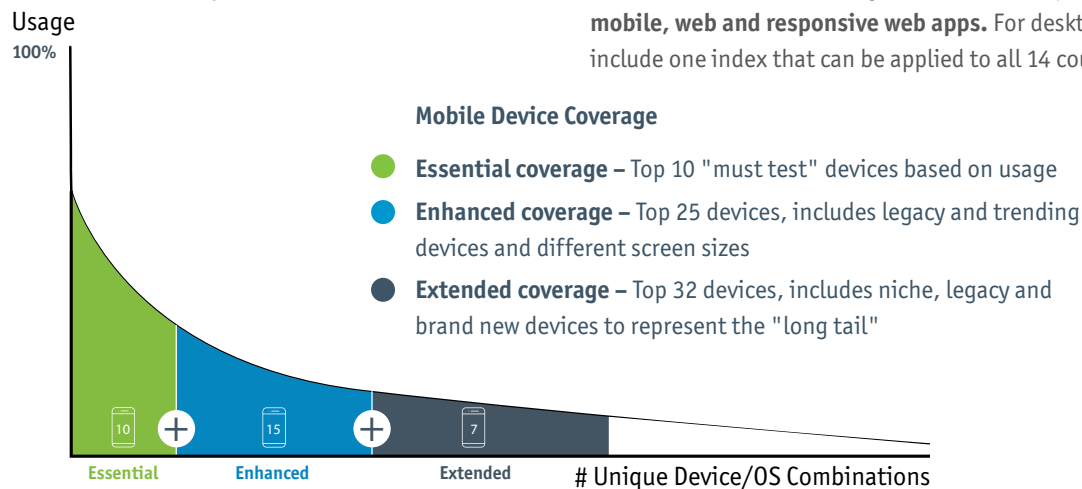


How We Built the Index



No single data source tells the full story, so for these indexes we've combined exclusive Perfecto lab and mobile market usage data in various countries with our own analysis.

The indexes offer up-to-date benchmarks that list the top smartphones, tablets and operating systems based on usage. **These are the device/OS combinations on which you should develop and test your mobile, web and responsive web apps.** For desktop browsers, we include one index that can be applied to all 14 countries in the report.



How to Read the Index

Each country featured in the report gets its own digital coverage profile with testing recommendations for mobile devices and operating system versions to create a holistic view of what's required for digital quality testing.

To identify the best device test coverage, you'll first need to determine your device coverage goal.

Devices that Matter to You

Our list of 32 devices per index for each country is winnowed down from hundreds of possible devices to give you the maximum coverage with the fewest devices possible. Each index is divided into three groups—"Essential", "Enhanced" and "Extended" (See graphic above). Each group includes the previous group's devices. If your testing covers all 32 devices across the three groups, you'll have the most complete recommended test coverage and the least risk.

Select your country and then refer to the corresponding device list, making note of the "recommended OS version" column to see the recommended testing mix of devices and platforms. We include an up/down arrow or equal sign to indicate usage changes since last quarter. Devices that are new to the index or are reference devices running the latest OS are marked as such.

In this edition, we're featuring the top 16 most-used apps for six countries based on App Annie's data. We recommend installing and launching these apps prior to testing your mobile app to get you closer to the real user environment.

Testing Web Browsers

In our standalone global Web Test Coverage Index (pg. 13), we list the browser/OS combinations—categorized by Latest, Previous and Newest Beta—that organizations in any country should test on to achieve the desired market coverage. Given that browser versions update quickly and often automatically without users knowing, it's important to test that browser quality aligns with the appropriate OS version.

And finally, we've included updated **mobile market and web calendars** (pgs 28 and 29) showing what device models and OS versions and browser/OS combinations to look out for this year.

Note

This Index report is an objective reflection of selected markets based on mobile device usage of specific operating system versions. Some of the device and operating system combinations that are recommended in this report may no longer be available from OEMs or wireless network providers due to today's ever-changing market dynamics.

Key Takeaways

Market Insights and Recommendations

1. Beta OS versions remain an important aspect of your test coverage. With Apple releasing nine different iOS 9 versions since the iOS 9 launch in September 2015, it's a must to include iPhone/iOS 9 combination in your testing. On the browser side, Chrome and Firefox beta versions are critical to test for sustaining the quality of your mobile and responsive websites.



2. As digital innovation continues to drive enterprise business, a high-quality user experience becomes all the more important. That's why a mobile or web app should be tested against conditions that are as close as possible to the real world. Such conditions include apps running in the background, network changes, locations and interruptions such as phone calls and text messages. It's important to test against the most-used apps -- as defined in this report by App Annie -- to mimic real life conditions.
3. Galaxy S7 and S7 Edge were a turning point for Samsung. Over the last year, Samsung has seen a revenue slowdown because of competition from both Apple and emerging Android vendors OnePlus, Xiaomi and Huawei. With the launch of Galaxy S7 and S7 Edge, the company is regaining its market share. We can see in this edition of the Index that Samsung is the de-facto brand in many countries, which should impact the test coverage plans in Brazil, India, Netherlands, UK, Germany and U.S. where Samsung is the leading Android vendor. But Galaxy S7's popularity will require test lab updates in other countries as well.
4. 2016 is another big year for OS releases. Android Nougat (7.0) and iOS 10 are being released to the market in August and September, forcing QA teams to shift their existing test plans towards these two major releases. With a high iOS adoption rate, teams should first focus on iOS 10 compatibility testing. Android manufacturer adoption is typically slower for the major device manufactures (usually six months), leaving teams additional time to prepare test plans for Android 7.0, while leveraging Google Nexus devices for preliminary testing.



Galaxy S7 Galaxy S7 Edge

5. Regarding tablets, there is a global trend where older iPads remain popular (iPad 2, iPad Air, iPad 4 and iPad Air 2) while Android tablets are replaced more often. This makes it more important for testers to include older tablets and newer iOS versions along with newer Android tablets as part of their device coverage strategy.

Regional Insights



Key insights about the UK mobile market:

1. Android is the UK's most-used platform, with 58% market share. Among devices, Samsung has a comfortable lead thanks to its Galaxy line. Apple's iPhone 6 is still the dominant version, while iPad 2 is the top iOS tablet. The UK Index reflects the device/OS combinations to match the market.
2. Testing against real user conditions helps assure a successful user experience. So UK teams should install frequently-used apps on devices they're testing against. Many of UK's most-used apps are available in the Google Play Store, while others come pre-installed. Either way, these apps should be running in the background during testing.
3. Based on App Annie data, there are 200 mobile banking app sessions on a daily basis in the UK, higher than both France and Germany. Retail banking mobile app usage is growing rapidly among the young (13-24) as well as the 45+ range. Banks need to test rigorously for user conditions to keep up with this growing audience.

Key insights about the Indian mobile market:

1. Samsung is by far the most dominant vendor in the Indian market, with around 30% market share. As we can see from the mix of Samsung devices in India's index, it's important to test these devices across OS versions and screen sizes.
2. Other smartphone vendors with a presence in the Indian market are Micromax, Intex, Lenovo, Reliance Jio, Huawei and Xiaomi. Based on current market share and forecasts, it's important to include both Micromax and Intex in your test coverage.
3. Apple does not have strong market share in India, which led to the recent launch of the iPhone SE, a cost effective iOS smartphone. We recommend including this smartphone in your iOS test strategy for India.



The Importance of User Condition Testing

When testing a mobile app, teams must consider the real world conditions that impact user experiences.


Mimicking the following real world user conditions in your testing is an essential way to deliver high-quality apps.

- Geographical location
- Device and operating systems commonly used in these geographies
- Most-used mobile apps running in the background
- Network conditions
- Interruptions happening while your app is in use (calls, messages, other popups)

If testing and development teams can mimic such conditions in the build and testing phase of the app, it helps them assess how their mobile app will perform under real world conditions. Getting early feedback about user condition testing prior to app release will ultimately improve your app's customer loyalty and its app store ratings.

In this edition of the Index report, we've partnered with [App Annie](https://www.appannie.com) [https://www.appannie.com] to help teams get closer to replicating their customers' user environments. App Annie, through their MAU (monthly active users) rankings, has provided us with the most-used Android native mobile apps during Q2 2016 for six different countries (U.S., UK, Germany, Canada, Brazil, Australia) across four categories (media and entertainment, retail, social media and games). These helpful lists narrow down the enormous app market to just the main apps you need to test against.

Our recommendation is to install the top 16 apps highlighted in the report for your country, and launch them on the device/OS mix recommended in the report's mobile device index. It's likely your users will have these apps running in the background and consuming CPU, memory, battery, camera and GPS.



* Spotify is a common most-used app.

The benefits of applying user conditions to your test plan:

- Your app will perform well in the unpredictable user environments
- You will identify user condition issues related to app performance and address them before releasing your app
- You'll enhance your customers' user experience, improve app store app ratings and meet your company's business goals.

"When testing how other apps running in the background will impact your app's performance, it's essential to test the right apps across devices, regions, and categories. It's not enough to rely on downloads since apps no longer available in the app store and device-specific pre-installed apps can impact the user experience. For example, Germany had 3 different Amazon apps ranked high in the retail category for active users in the report, because people continued using older versions of the app that were unavailable to download for more than 18 months."

Amir Ghodrati, Senior Manager of Marketing Insights
App Annie



Social

App Annie Rank MAU	App Name
1	Facebook
2	Facebook Messenger
3	Instagram
4	Google+
5	Snapchat
6	Pinterest
7	Twitter
8	Hangouts
9	Verizon Messages
10	Skype

Media and Entertainment

App Annie Rank MAU	App Name
1	YouTube
2	Pandora Radio
3	Google Play Music
4	Samsung Music
5	Netflix
6	Google Play Games
7	Spotify
8	Flipboard
9	IMDb Movies and TV
10	Briefing for Samsung

Games

App Annie Rank MAU	App Name
1	Candy Crush Saga
2	Words With Friends
3	Clash of Clans
4	Candy Crush Soda Saga
5	MobilityWare Solitaire
6	Clash Royale
7	slither.io
8	Color Switch
9	Trivia Crack
10	Candy Crush Jelly Saga

Retail

App Annie Rank MAU	App Name
1	Amazon
2	Amazon Shopping
3	Walmart
4	Cartwheel
5	Wish
6	Walgreens
7	Etsy
8	Kohl's
9	The Home Depot
10	Kroger

*Android Phone, Q2 2016

*Games category data is taken from Google Play. Social, Retail, Media and Entertainment categories data is provided by App Annie.



Social

App Annie Rank MAU	App Name
1	WhatsApp Messenger
2	Facebook
3	Facebook Messenger
4	Instagram
5	Twitter
6	Google+
7	Snapchat
8	Skype
9	Hangouts
10	Pinterest

Media and Entertainment

App Annie Rank MAU	App Name
1	YouTube
2	BBC News
3	Samsung Music
4	Google Play Music
5	Spotify
6	BBC Media Player
7	Google Play Games
8	Briefing for Samsung
9	Flipboard
10	BBC iPlayer

Games

App Annie Rank MAU	App Name
1	Candy Crush Saga
2	Color Switch
3	Candy Crush Soda Saga
4	Clash of Clans
5	MobilityWare Solitaire
6	8 Ball Pool
7	Candy Crush Jelly Saga
8	Clash Royale
9	Words With Friends
10	slither.io

Retail

App Annie Rank MAU	App Name
1	Amazon Shopping
2	Amazon
3	Argos
4	Tesco Groceries
5	Wish
6	Boots
7	ASDA
8	ALDI UK
9	Lidl
10	ASOS

*Android Phone, Q2 2016

*Games category data is taken from Google Play. Social, Retail, Media and Entertainment categories data is provided by App Annie.



Social

App Annie Rank MAU	App Name
1	WhatsApp Messenger
2	Facebook
3	Facebook Messenger
4	Google+
5	Instagram
6	Skype
7	Snapchat
8	Hangouts
9	Twitter
10	Pinterest

Media and Entertainment

App Annie Rank MAU	App Name
1	YouTube
2	Samsung Music
3	Google Play Music
4	Google Play Games
5	Shazam
6	Spotify
7	SPIEGEL ONLINE
8	Flipboard
9	Amazon Music
10	kicker - Football News

Games

App Annie Rank MAU	App Name
1	Candy Crush Saga
2	QuizClash
3	Clash of Clans
4	Candy Crush Soda Saga
5	Clash Royale
6	QuizClash
7	4 Pics 1 Word
8	Candy Crush Jelly Saga
9	Farm Heroes Saga
10	Piano Tiles 2

Retail

App Annie Rank MAU	App Name
1	Amazon Shopping
2	Amazon DE
3	Amazon
4	Lidl
5	Zalando
6	H&M
7	ALDI SUD
8	Tchibo
9	Wish
10	OTTO

*Android Phone, Q2 2016

*Games category data is taken from Google Play. Social, Retail, Media and Entertainment categories data is provided by App Annie.



Social

App Annie Rank MAU	App Name
1	Facebook
2	Facebook Messenger
3	Instagram
4	WhatsApp Messenger
5	Snapchat
6	Google+
7	Twitter
8	Skype
9	Hangouts
10	Pinterest

Media and Entertainment

App Annie Rank MAU	App Name
1	YouTube
2	Google Play Music
3	Samsung Music
4	Spotify
5	Netflix
6	Google Play Games
7	Shazam
8	Briefing for Samsung
9	Flipboard
10	Cineplex Scene

Games

App Annie Rank MAU	App Name
1	Candy Crush Saga
2	Clash of Clans
3	Candy Crush Soda Saga
4	Clash Royale
5	MobilityWare Solitaire
6	Candy Crush Jelly Saga
7	Color Switch
8	slither.io
9	Boom Beach
10	Stack

Retail

App Annie Rank MAU	App Name
1	Amazon Shopping
2	Canadian Tire Retail
3	AliExpress
4	Wish
5	Costco Canada
6	Etsy
7	Amazon
8	Best Buy Canada
9	7-Eleven
10	SAQ

*Android Phone, Q2 2016

*Games category data is taken from Google Play. Social, Retail, Media and Entertainment categories data is provided by App Annie.



Social

App Annie Rank MAU	App Name
1	WhatsApp Messenger
2	Facebook
3	Facebook Messenger
4	Instagram
5	Telegram
6	Google+
7	Snapchat
8	Hangouts
9	Skype
10	Twitter

Media and Entertainment

App Annie Rank MAU	App Name
1	YouTube
2	Google Play Music
3	Google Play Games
4	Spotify
5	Netflix
6	Samsung Music
7	Shazam
8	Flipboard
9	Google Play Movies and TV
10	Samsung Video (S4, Note3)

Games

App Annie Rank MAU	App Name
1	CartolaFC
2	Candy Crush Saga
3	Clash of Clans
4	Candy Crush Soda Saga
5	Clash Royale
6	Farm Heroes Saga
7	Subway Surfers
8	Candy Crush Jelly Saga
9	slither.io
10	Piano Tiles 2

Retail

App Annie Rank MAU	App Name
1	AliExpress
2	Americanas
3	Submarino
4	Wish
5	Netshoes
6	Privalia ES
7	DAFITI
8	Kanui
9	Amazon Shopping
10	Magazine Luiza

*Android Phone, Q2 2016

*Games category data is taken from Google Play. Social, Retail, Media and Entertainment categories data is provided by App Annie.



Social

App Annie Rank MAU	App Name
1	Facebook
2	Facebook Messenger
3	WhatsApp Messenger
4	Instagram
5	Google+
6	Snapchat
7	Skype
8	Viber
9	Twitter
10	Hangouts

Media and Entertainment

App Annie Rank MAU	App Name
1	YouTube
2	Samsung Music
3	Google Play Music
4	Spotify
5	Shazam
6	Google Play Games
7	Flipboard
8	Netflix
9	Briefing for Samsung
10	AFL Live Official App

Games

App Annie Rank MAU	App Name
1	Candy Crush Saga
2	Candy Crush Soda Saga
3	Clash of Clans
4	MobilityWare Solitaire
5	Clash Royale
6	Words With Friends
7	Candy Crush Jelly Saga
8	Color Switch
9	Boost Juice Free The Fruit
10	slither.io

Retail

App Annie Rank MAU	App Name
1	Woolworths
2	CatchOfTheDay
3	ALDI Australia
4	Coles
5	AliExpress
6	Wish
7	Etsy
8	Ozsale
9	Dan Murphy's
10	Geek

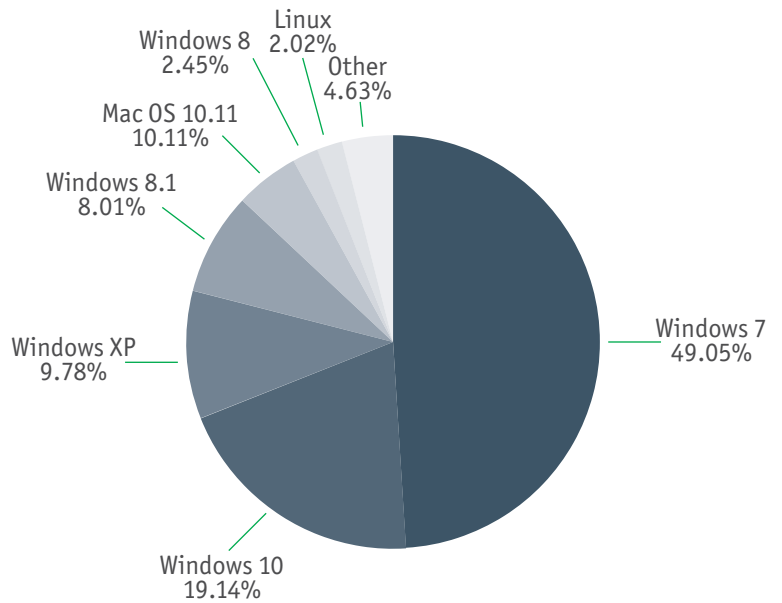
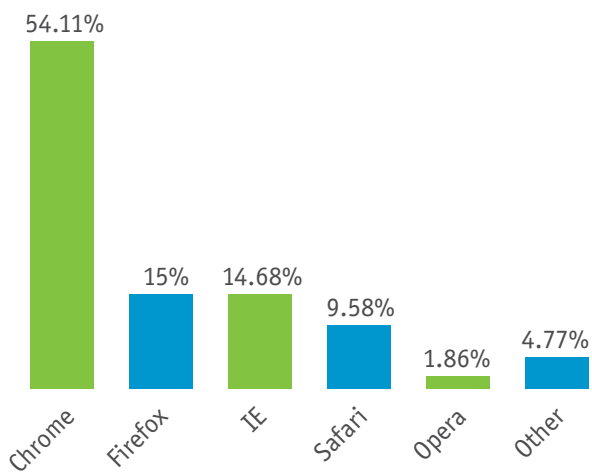
*Android Phone, Q2 2016

*Games category data is taken from Google Play. Social, Retail, Media and Entertainment categories data is provided by App Annie.

Web Test Coverage – Global

	Firefox	Chrome	Safari	IE	Edge
Browser Versions	48 (Latest)	52 (Latest)	9-El Capitan (2015)	11 (Win 7, 8.1,10)	Edge 13, Nov 2015
	47 (Previous)	51 (Previous)	8-Yosemite (2014)	9 (Win 7)	NA
	49 (Beta)	53 (beta)		8 (Win 7)	NA
Browser Version/OS Combinations	47 x Win 7	51 x Win 7	9 x El-Capitan	11x win 7	Edge 13 x Win 10
	48 x Win 7	51 x Win 8.1	9 x Yosemite	11 x Win 8.1	
	49 x Win 7	51 x Win 10	9 x Mavericks	11 x Win 10	
	47 x Win 8.1	52 x Win 7	8 x Yosemite	9 x Win 7	
	48 x Win 8.1	52 x Win 8.1		8 x Win 7	
	49 x Win 8.1	52 x Win 10			
	47 x Win 10	51 x Mac El-Capitan			
	48 x Win 10	51 x Mac Yosemite			
	49 x Win 10	52 x Mac El-Capitan			
	Firefox 49 Beta	52 x Mac Yosemite			
		53 Beta x Win 10			
		53 Beta x Win 7			
		53 Beta x Mac El-Capitan			

Top 5 Desktop, Table & Console Browsers from June 2015 to June 2016



Source: StatCounter



Essential

Device Name	Screen Size	Screen Resolution	PPI (Pixel Per Inch)	Release Date	Recommended OS Version
Apple iPhone 6 =	4.7"	750 x 1334	326	Sep-2014	iOS 9.3.5
Samsung Galaxy S6 =	5.1"	1440 x 2560	515	Apr-2015	Android 5.1.1
Apple iPhone 6 Plus =	5.5"	1080 x 1920	401	Sep-2014	iOS 9.3.4
Apple iPad 2 =	9.7"	1024 x 768	132	Mar-2011	iOS 9.2.1
Samsung Galaxy S5 =	5.1"	1080 x 1920	432	Apr-2014	Android 5.0
Apple iPhone 6S =	4.7"	750 x 1334	326	Sep-2015	iOS 9.3.5
Samsung Galaxy S4 =	5.0"	1080 x 1920	440	Apr-2013	Android 5.0.1
Samsung Galaxy Note 5 =	5.67"	1440 x 2560	515	Aug-2015	Android 6.0.1
Apple iPhone 5S =	4.0"	640 x 1136	326	Sep-2013	iOS 9.3.4
Google Nexus 5X = [REF]	5.0"	1080 x 1920	424	Oct-2015	Android 7.0

Enhanced

Samsung Galaxy Tab S2 ↑	9.7"	1536 x 2048	264	Sep-2015	Android 5.0.2
Apple iPad Air 2 ↑	9.7"	2048 x 1536	264	Oct-2014	iOS 9.3.4
Apple iPhone 6S Plus ↓	5.5"	1080 x 1920	401	Sep-2014	iOS 9.3.5
LG G4 ↓	5.5"	1440 x 2560	515	Apr-2015	Android 5.1
Apple iPad mini ↓	7.9"	1024 x 768	162	Nov-2012	iOS 9.3.4
Samsung Galaxy S6 Edge ↑	5.1"	1440 x 2560	515	Apr-2015	Android 6.0.1
Motorola Droid Turbo ↓	5.2''	1440 x 2560	565	Oct-2014	Android 5.1
Samsung Galaxy S3 =	4.8"	720 x 1280	306	May-2012	Android 5.1
Samsung Galaxy Note 4 ↑	5.7"	1440 x 2560	515	Sep-2014	Android 5.0.1
Apple iPhone 4S ↓	3.5"	640 x 960	330	Oct-2011	iOS 9.3.4
HTC One (M9) ↓	5.0"	1080 x 1920	440	Mar-2015	Android 5.1
Apple iPad Air ↓	9.7"	2048 x 1536	264	Oct-2013	iOS 9.2.1
Apple iPhone 5 ↓	4.0"	640 x 1136	326	Sep-2012	iOS 8.4.1
Samsung Galaxy S7 NEW	5.1''	1440 x 2560	577	Feb-2016	Android 6.0.1
Motorola DROID Ultra ↓	5.0"	720 x 1280	294	Aug-2013	Android 4.4.4

Extended

Apple iPad mini 2 ↓	7.9"	2048 x 1536	324	Nov-2013	iOS 9.3.5
Samsung Galaxy Core Prime ↓	4.5"	480 x 800	207	Nov-2014	Android 4.4.4
Samsung Galaxy Tab 4 ↑	10.1"	800 x 1280	149	Feb-2014	Android 5.0.2
Amazon Kindle Fire HD ↓	7.0"	800 x 1280	216	Sep-2012	Android 4.0.3
Motorola Moto G (3rd Gen) ↑	5.0''	720 x 1280	294	Jul-2015	Android 5.1.1
iPad Pro ↑	12.9''	2048 x 2732	264	Nov-2015	iOS 9.3.5
Apple iPad 4 ↓	9.7"	2048 x 1536	264	Nov-2012	iOS 9.2.1



Essential

Device Name	Screen Size	Screen Resolution	PPI (Pixel Per Inch)	Release Date	Recommended OS Version
Apple iPhone 6 =	4.7"	750 x 1334	326	Sep-2014	iOS 9.3.5
Samsung Galaxy S5 ↑	5.1"	1080 x 1920	432	Apr-2014	Android 5.1.1
Samsung Galaxy S4 ↓	5.0"	1080 x 1920	440	Apr-2013	Android 5.0.1
Apple iPhone 6 Plus ↑	5.5"	1080 x 1920	401	Sep-2014	iOS 9.3.4
Apple iPhone 5S ↓	4.0"	640 x 1136	326	Sep-2013	iOS 8.4.1
Samsung Galaxy S6 ↑	5.1"	1440 x 2560	515	Apr-2015	Android 5.1.1
Apple iPad 2 ↓	9.7"	1024 x 768	132	Mar-2011	iOS 9.3.5
LG G3 ↑	5.5"	1440 x 2560	515	Jun-2014	Android 5.0.1
Google Nexus 5 ↑ [REF]	5.0"	1080 x 1920	424	Nov-2013	Android 7.0
Apple iPhone 6S ↓	4.7"	750 x 1334	326	Sep-2015	iOS 9.3.5

Enhanced

Apple iPad mini ↓	7.9"	1024 x 768	162	Nov-2012	iOS 9.2.1
LG G4 ↑	5.5"	1440 x 2560	515	Apr-2015	Android 5.1
Samsung Galaxy Note 4 ↑	5.7"	1440 x 2560	515	Sep-2014	Android 5.1.1
Samsung Galaxy S3 ↑	4.8"	720 x 1280	306	Jun-2013	Android 4.4.2
Samsung Galaxy Tab 4 ↑	10.1"	800 x 1280	149	Feb-2014	Android 5.0.2
Apple iPhone 4S ↓	3.5"	640 x 960	330	Oct-2011	iOS 8.4.1
Samsung Galaxy S6 Edge ↑	5.1"	1440 x 2560	515	Apr-2015	Android 5.1.1
Samsung Galaxy Note 3 ↑	5.7"	1080 x 1920	386	Sep-2013	Android 5.0
Apple iPhone 6S Plus ↑	5.5"	1080 x 1920	401	Sep-2014	iOS 9.3.5
Samsung Galaxy S5 neo NEW	5.1"	1080 x 1920	432	Aug-2015	Android 5.1.1
Samsung Galaxy Grand Prime NEW	5.0''	540 x 960	220	Oct-2014	Android 4.4.4
BlackBerry Q10 NEW	3.1"	720 x 720	328	Apr-2013	Blackberry OS10.3.2
Apple iPad Air ↑	9.7"	2048 x 1536	264	Oct-2013	iOS 9.3.4
Apple iPad 4 ↓	9.7"	2048 x 1536	264	Nov-2012	iOS 9.2.1
Samsung Galaxy Note 5 ↑	5.7"	1440 x 2560	518	Aug-2015	Android 5.1.1

Extended

Samsung Galaxy Avant NEW	4.5"	540 x 960	245	Jul-2014	Android 4.4.2
Sony Xperia Z3 =	5.2"	1080 x 1920	424	Sep-2014	Android 5.1.1
Sony Xperia Z2 Tablet ↑	10.1''	1200x1920	224	Aug-2015	Android 4.4.2
Samsung Galaxy S4 mini ↑	4.3"	540 x 960	256	Jul-2013	Android 4.4.2
Motorola Moto G NEW	4.5"	720 x 1280	326	Nov-2013	Android 5.1.1
Sony Xperia M4 Aqua ↓	5.0''	720x1280	294	Jun-2015	Android 5.0
iPad Pro =	12.9''	2048 x 2732	149	Nov-2015	iOS 9.3.5



Essential

Device Name	Screen Size	Screen Resolution	PPI (Pixel Per Inch)	Release Date	Recommended OS Version
Samsung Galaxy S5 ↑	5.1"	1080 x 1920	432	Apr-2014	Android 5.0
Samsung Galaxy S6 ↑	5.1"	1440 x 2560	515	Apr-2015	Android 5.1.1
Motorola Moto G ↓	4.5"	720 x 1280	326	Nov-2013	Android 5.0
Motorola Moto X Play NEW	5.5"	1080 x 1920	403	Aug-2015	Android 5.1.1
Samsung Galaxy Duos J7 ↓	5.5"	720 x 1280	267	Jun-2015	Android 5.1
Motorola Moto X Force =	5.4"	1440 x 2560	540	Nov-2015	Android 5.1.1
LG G4 ↓	5.5"	1440 x 2560	515	Apr-2015	Android 5.1
Google Nexus 5 ↑ [REF]	5.0"	1080 x 1920	424	Nov-2013	Android 7.0
iPhone 6 ↑	4.7"	750 x 1334	326	Sep-2014	iOS 9.3.5
Samsung Galaxy Duos J5 NEW	5.0"	720 x 1280	294	Jun-2015	Android 6.0.1

Enhanced

Samsung Galaxy Note 5 ↑	5.67"	1440 x 2560	515	Aug-2015	Android 6.0.1
iPhone 5S ↓	4.0"	640 x 1136	326	Sep-2013	iOS 9.3.4
Samsung Galaxy S6 Edge ↑	5.1"	1440 x 2560	515	Apr-2015	Android 5.1.1
iPad 2 ↑	9.7"	1024 x 768	132	Mar-2011	iOS 9.3.4
Samsung Galaxy S4 ↑	5.0"	1080 x 1920	440	Apr-2013	Android 5.0.1
Alcatel One Touch Pixi3 ↑	4.5"	480 x 854	218	May-2015	Android 4.4.2
Samsung Galaxy Note 4 ↑	5.7"	1440 x 2560	515	Sep-2014	Android 5.1.1
Samsung Galaxy S5 Neo ↓	5.1"	1080 x 1920	432	Aug-2015	Android 5.1.1
iPhone 6S =	4.7"	750 x 1334	326	Sep-2015	iOS 9.3.5
iPad Mini ↑	7.9"	768 x 1024	162	Nov-2012	iOS 9.3.4
Samsung Galaxy Note Tab (P605) ↓	10.1"	2560 x 1600	299	Oct-2013	Android 5.1.1
Xiaomi Redmi 2 ↓	4.7"	720 x 1280	312	Aug-2015	Android 4.4.4
Motorola Moto G 3rd Gen ↓	5.0"	720 x 1280	294	Jul-2015	Android 5.1.1
Samsung Galaxy S7 NEW	5.1"	1440 x 2560	577	Feb-2016	Android 6.0.1
Samsung Galaxy S3 ↓	4.8"	720 x 1280	306	May-2012	Android 4.3

Extended

LG K4 NEW	4.5"	480 x 854	218	Feb-2016	Android 5.1.1
Samsung Galaxy S7 Edge NEW	5.5"	1440 x 2560	534	Feb-2016	Android 6.0.1
Motorola Moto G4 Plus (XT1640) NEW	5.5"	1080 x 1920	401	May-2016	Android 6.0.1
iPhone 6 Plus ↓	5.5"	1080 x 1920	401	Sep-2014	iOS 9.2.1
Samsung Galaxy S4 mini	4.3"	540 x 960	256	Jul-2013	Android 4.4.2
LG G5 NEW	5.3"	1440 x 2560	554	Apr-2016	Android 6.0.1
Samsung Galaxy J1 Mini NEW	4.0"	480 x 800	233	Feb-2016	Android 5.1



Essential

Device Name	Screen Size	Screen Resolution	PPI (Pixel Per Inch)	Release Date	Recommended OS Version
Apple iPhone 6 ↑	4.7"	750 x 1334	326	Sep-2014	iOS 9.3.5
Samsung Galaxy S5 ↓	5.1"	1080 x 1920	432	Apr-2014	Android 5.0
Apple iPad 2 ↑	9.7"	1024 x 768	132	Mar-2011	iOS 9.3.4
Samsung Galaxy S4 ↓	5.0"	1080 x 1920	440	Apr-2013	Android 5.0.1
Apple iPhone 6 Plus ↑	5.5"	1080 x 1920	401	Sep-2014	iOS 9.3.5
Samsung Galaxy S6 ↓	5.1"	1440 x 2560	515	Apr-2015	Android 5.1.1
Apple iPad mini ↑	7.9"	1024 x 768	162	Nov-2012	iOS 8.4.1
Apple iPhone 6S = [REF]	4.7"	750x1334	326	Sep-2015	iOS 9.3.5
LG Nexus 5 ↑ [REF]	5.0"	1080x1920	445	Nov-2013	Android 6.0.1
Apple iPhone 5S ↑	4.0"	640 x 1136	326	Sep-2013	iOS 8.4.1

Enhanced

Samsung Galaxy S6 Edge ↑	5.1"	1440 x 2560	515	Apr-2015	Android 6.0.1
Samsung Galaxy S4 mini ↑	4.3"	540 x 960	256	Jul-2013	Android 4.4.2
Apple iPhone 6S Plus ↓	5.5"	1080x1920	401	Sep-2015	iOS 9.3.5
HTC One (M8) ↑	5.0"	1080 x 1920	440	Mar-2014	Android 5.0.1
Apple iPad Air 2 ↓	9.7"	2048 x 1536	264	Oct-2014	iOS 9.3.4
Samsung Galaxy Tab 4 =	10.1"	800 x 1280	149	Jun-2014	Android 5.0.2
Samsung Galaxy Note 4 =	5.7"	1440 x 2560	515	Sep-2014	Android 5.1.1
Samsung Galaxy A3 ↑	4.5"	540 x 960	245	Dec-2014	Android 5.0.2
Sony Xperia Z3 Compact ↓	4.6"	720 x 1280	319	Sep-2014	Android 5.1.1
Samsung Galaxy S3 ↓	4.8"	720 x 1280	306	May-2012	Android 4.3
Microsoft Nokia Lumia 635 ↓	4.5"	480 x 854	221	May-2014	Windows Phone 8.1
Apple iPhone 5C ↓	4.0"	640 x 1136	326	Sep-2013	iOS 9.3.4
Samsung Galaxy Tab A ↓	9.7"	768 x 1024	131	May-2015	Android 5.0.2
Apple iPad mini 2 ↓	7.9"	2048 x 1536	324	Nov-2013	iOS 9.3.5
Apple iPhone 4S =	3.5"	640 x 960	330	Oct-2011	iOS 7.1.2

Extended

Samsung Galaxy Note 5 =	5.67"	1440 x 2560	515	Aug-2015	Android 5.1.1
Samsung Galaxy S7 NEW	5.1"	1440 x 2560	577	Feb-2016	Android 6.0.1
Sony Xperia Z3 =	5.2"	1080 x 1920	424	Sep-2014	Android 5.1.1
Huawei P8 =	5.0"	720 x 1280	424	May-2015	Android 5.0.1
Samsung Galaxy S3 mini =	4.0"	480 x 800	233	Nov-2012	Android 4.1.2
LG G3 =	5.5"	1440 x 2560	515	Jun-2014	Android 5.0
Samsung Galaxy S7 Edge NEW	5.5"	1440 x 2560	534	Feb-2016	Android 6.0.1



Essential

Device Name	Screen Size	Screen Resolution	PPI (Pixel Per Inch)	Release Date	Recommended OS Version
Apple iPhone 6 =	4.7"	750 x 1334	326	Sep- 2014	iOS 9.3.5
Samsung Galaxy S5 =	5.1"	1080 x 1920	432	Apr-2014	Android 5.0
Samsung Galaxy S6 ↑	5.1"	1440 x 2560	515	Apr-2015	Android 5.1.1
Apple iPad 2 ↑	9.7"	1024 x 768	132	Mar-2011	iOS 9.2.1
Samsung Galaxy S4 ↓	5.0"	1080 x 1920	440	Apr-2013	Android 5.0.1
Apple iPhone 6 Plus ↓	5.5"	1080 x 1920	401	Sep-2014	iOS 9.3.4
Apple iPad Air 2 ↓	9.7"	2048 x 1536	264	Oct-2014	iOS 9.3.5
Samsung Galaxy S6 Edge ↑	5.1"	1440 x 2560	515	Apr-2015	Android 6.0.1
Apple iPhone 6S ↓	4.7"	750 x 1334	326	Sep-2015	iOS 9.3.5
Google Nexus 5 =[REF]	5.0"	1080 x 1920	424	Nov-2013	Android 7.0

Enhanced

Samsung Galaxy S4 mini ↑	4.3"	540 x 960	256	Jul-2013	Android 4.4.2
Apple iPhone 5S ↓	4.0"	640 x 1136	326	Sep-2013	iOS 7.1.2
Apple iPad mini ↓	7.9"	1024 x 768	162	Nov-2012	iOS 9.2.1
Samsung Galaxy A3 NEW	4.5"	540 x 960	245	Dec-2014	Android 5.0.2
Sony Xperia Z3 Compact ↑	4.6"	720 x 1280	319	Sep-2014	Android 5.1.1
Apple iPhone 4S ↓	3.5"	640 x 960	330	Oct-2011	iOS 8.4.1
Samsung Galaxy Note 4 ↑	5.7"	1440 x 2560	515	Sep-2014	Android 5.1.1
Apple iPhone 6S Plus ↓	5.5"	1080 x 1920	401	Sep-2014	iOS 9.3.5
Samsung Galaxy Tab 3 ↓	10.1"	800 x 1280	149	Jul-2013	Android 4.4.2
Apple iPad 4 ↓	9.7"	2048 x 1536	264	Nov-2012	iOS 9.3.4
Samsung Galaxy J5 Duos NEW	5.0"	720 x 1280	294	Jun-2015	Android 5.1
Samsung Galaxy S3 ↑	4.8"	720 x 1280	306	May-2012	Android 4.3
LG G3 ↑	5.5"	1440 x 2560	515	Jun-2014	Android 5.0
HTC One (M8) ↓	5.0"	1080 x 1920	440	Mar-2014	Android 5.0.1
Apple iPad mini 2 ↓	7.9"	2048 x 1536	324	Nov-2013	iOS 9.3.5

Extended

Samsung Galaxy Core Prime NEW	4.5"	480 x 800	207	Nov- 2014	Android 4.4.4
Apple iPad Air ↓	9.7"	2048 x 1536	264	Oct-2013	iOS 9.2.1
Samsung Galaxy Tab 4 ↓	10.1"	800 x 1280	149	Feb-2014	Android 5.0.2
Samsung Galaxy S7 NEW	5.1"	1440 x 2560	577	Feb-2016	Android 6.0.1
Samsung Galaxy A5 ↑	5.0"	720 x 1280	294	Dec-2014	Android 5.0.2
Microsoft Nokia Lumia 635 ↓	4.5"	480 x 854	221	May-2014	Windows Phone 8.1
Samsung Galaxy S6 Edge Plus NEW	5.7"	1440 x 2560	518	Aug-2015	Android 5.1.1



Essential

Device Name	Screen Size	Screen Resolution	PPI (Pixel Per Inch)	Release Date	Recommended OS Version
Apple iPhone 6 ↑	4.7"	750 x 1334	326	Sep-2014	iOS 9.3.5
Samsung Galaxy S5 ↓	5.1"	1080 x 1920	432	Apr-2014	Android 5.0
Apple iPhone 5S ↑	4.0"	640 x 1136	326	Sep-2013	iOS 8.4.1
Apple iPad 2 ↓	9.7"	1024 x 768	132	Mar-2011	iOS 8.4.1
Samsung Galaxy S6 Edge ↓	5.1"	1440 x 2560	515	Apr-2015	Android 5.1.1
Apple iPhone 6 Plus ↑	5.5"	1080 x 1920	401	Sep-2014	iOS 9.3.5
Apple iPad Air 2 ↑	9.7"	2048 x 1536	264	Oct-2014	iOS 9.3.4
Samsung Galaxy S6 ↑	5.1"	1440 x 2560	515	Apr-2015	Android 6.0.1
Apple iPhone 6S ↑	4.7"	750 x 1334	326	Sep-2015	iOS 9.3.5
Google Nexus 5X =[REF]	5.0"	1080 x 1920	424	Oct-2015	Android 7.0

Enhanced

Samsung Galaxy Tab 4 ↑	10.1"	800 x 1280	149	Feb-2014	Android 5.0.2
Samsung Galaxy S4 mini ↓	4.3"	540 x 960	256	Jul-2013	Android 4.4.2
Apple iPad Air ↑	9.7"	2048 x 1536	264	Oct-2013	iOS 9.3.4
Sony Xperia Z3 Compact ↑	4.6"	720 x 1280	319	Sep-2014	Android 5.1.1
Samsung Galaxy Tab A ↑	9.7"	768 x 1024	131	May-2015	Android 5.0.2
Samsung Galaxy S3 Mini ↑	4.0"	480 x 800	233	Nov-2012	Android 4.1.2
Apple iPad 4 ↑	9.7"	2048 x 1536	264	Nov-2012	iOS 9.2.1
Samsung Galaxy S4 ↑	5.0"	1080 x 1920	440	Apr-2013	Android 5.0.1
Samsung Galaxy S3 ↑	4.8"	720 x 1280	306	May-2012	Android 4.3
Apple iPad mini 2 ↑	7.9"	2048 x 1536	324	Nov-2013	iOS 9.3.4
Apple iPhone 4S ↑	3.5"	640 x 960	330	Oct-2011	iOS 8.4.1
Apple iPhone 6S Plus ↑	5.5"	1080 x 1920	401	Sep-2014	iOS 9.3.5
Sony Xperia Z3 ↓	5.2"	1080 x 1920	424	Sep-2014	Android 5.1.1
LG G4 ↓	5.5"	1440 x 2560	515	Apr-2015	Android 5.1
Huawei P8 ↑	5.0"	720 x 1280	424	May-2015	Android 5.0.1

Extended

Samsung Galaxy Note 4 =	5.7"	1440 x 2560	515	Sep-2014	Android 5.1.1
Samsung Galaxy S3 Neo NEW	4.8"	720 x 1280	306	May-2014	Android 4.4.2
Samsung Galaxy S7 NEW	5.1"	1440 x 2560	577	Feb-2016	Android 6.0.1
LG G3 ↓	5.5"	1440 x 2560	515	Jun-2014	Android 5.0
Microsoft Nokia Lumia 535 ↓	5.0"	540 x 960	220	Dec-2014	Windows Phone 8.1
Samsung Galaxy A5 NEW	5.0"	720 x 1280	294	Dec-2014	Android 5.0.2
Huawei P9 NEW	5.2"	1080 x 1920	423	Apr-2016	Android 6.0



Essential

Device Name	Screen Size	Screen Resolution	PPI (Pixel Per Inch)	Release Date	Recommended OS Version
Samsung Galaxy S5 ↑	5.1"	1080 x 1920	432	Apr-2014	Android 5.0
Apple iPhone 6 ↓	4.7"	750 x 1334	326	Sep-2014	iOS 9.3.5
Samsung Galaxy S6 ↑	5.1"	1440 x 2560	515	Apr-2015	Android 6.0.1
Samsung Galaxy S4 ↓	5.0"	1080 x 1920	440	Apr-2013	Android 5.0.1
Apple iPhone 6 Plus ↓	5.5"	1080 x 1920	401	Sep-2014	iOS 9.3.4
Apple iPad 2 ↓	9.7"	1024 x 768	132	Mar-2011	iOS 9.3.4
Samsung Galaxy S4 mini ↑	4.3"	540 x 960	256	Jul-2013	Android 4.4.2
Apple iPhone 6S ↓	4.7"	750 x 1334	326	Sep-2015	iOS 9.3.5
Google Nexus 5 = [REF]	5.0"	1080 x 1920	424	Nov-2013	Android 7.0
Apple iPhone 5S ↑	4.0"	640 x 1136	326	Sep-2013	iOS 9.3.4

Enhanced

Apple iPad Air 2 ↓	9.7"	2048 x 1536	264	Oct-2014	iOS 9.2.1
Samsung Galaxy S6 Edge ↓	5.1"	1440 x 2560	515	Apr-2015	Android 5.1.1
Apple iPad mini ↓	7.9"	1024 x 768	162	Nov-2012	iOS 9.2.1
Apple iPhone 5 =	4.0"	640 x 1136	326	Sep-2012	iOS 8.4.1
Samsung Galaxy A5 NEW	5.0"	720 x 1280	294	Dec-2014	Android 5.0.2
Apple iPad Air ↑	9.7"	2048 x 1536	264	Oct-2013	iOS 9.2.1
Samsung Galaxy S3 ↑	4.8"	720 x 1280	306	May 2012	Android 4.3
Sony Xperia Z3 Compact ↓	4.6"	720 x 1280	319	Sep-2014	Android 5.1.1
Apple iPhone 4S ↓	3.5"	640 x 960	330	Oct-2011	iOS 8.3
Apple iPhone 6S Plus ↓	5.5"	1080 x 1920	401	Sep-2014	iOS 9.3.5
Samsung Galaxy S7 NEW	5.1"	1440 x 2560	577	Feb-2016	Android 6.0.1
Samsung Galaxy Tab 4 ↑	10.1"	800 x 1280	149	Feb-2014	Android 5.0.2
Apple iPad 4 ↓	9.7"	2048 x 1536	264	Nov-2012	iOS 9.2.1
Samsung Galaxy S7 Edge NEW	5.5"	1440 x 2560	534	Feb-2016	Android 6.0.1
Huawei P8lite NEW	5.0"	720 x 1280	294	May-2015	Android 6.0

Extended

LG G4 ↓	5.5"	1440 x 2560	515	Apr-2015	Android 5.1
Apple iPhone 5C ↓	4.0"	640 x 1136	326	Sep-2013	iOS 8.4.1
Samsung Galaxy Note 4 ↓	5.7"	1440 x 2560	515	Sep-2014	Android 5.1.1
Apple iPad mini 2 ↓	7.9"	2048 x 1536	324	Nov-2013	iOS 9.3.5
Samsung Galaxy S3 Neo NEW	4.8"	720 x 1280	306	May-2014	Android 4.4.2
HTC One (M8) ↓	5.0"	1080 x 1920	440	Mar-2014	Android 5.0.1
Microsoft Nokia Lumia 930 NEW	5.0"	1080 x 1920	441	Jun-2014	Windows Phone 8.1



Essential

Device Name	Screen Size	Screen Resolution	PPI (Pixel Per Inch)	Release Date	Recommended OS Version
Apple iPhone 6 =	4.7"	750 x 1334	326	Sep-2014	iOS 9.3.5
Samsung Galaxy S5 =	5.1"	1080 x 1920	432	Apr-2014	Android 5.0
Samsung Galaxy S6 ↑	5.1"	1440 x 2560	515	Apr-2015	Android 5.1.1
Samsung Galaxy S4 ↓	5.0"	1080 x 1920	440	Apr-2013	Android 5.0.1
Apple iPhone 6 Plus ↓	5.5"	1080 x 1920	401	Sep-2014	iOS 9.3.4
Apple iPad 2 ↓	9.7"	1024 x 768	132	Mar-2011	iOS 9.3.5
Samsung Galaxy S6 Edge ↑	5.1"	1440 x 2560	515	Apr-2015	Android 6.0.1
Apple iPhone 6S ↓	4.7"	750 x 1334	326	Sep-2015	iOS 9.3.5
Apple iPhone 5S ↓	4.0"	640 x 1136	326	Sep-2013	iOS 9.2.1
Google Nexus 5 = [REF]	5.0"	1080 x 1920	424	Nov-2013	Android 7.0

Enhanced

Apple iPad mini =	7.9"	1024 x 768	162	Nov-2012	iOS 9.3.4
Samsung Galaxy S4 mini ↑	4.3"	540 x 960	256	Jul-2013	Android 4.4.2
Apple iPhone 5 ↓	4.0"	640 x 1136	326	Sep-2012	iOS 8.4.1
Apple iPhone 4S ↑	3.5"	640 x 960	330	Oct-2011	iOS 8.4.1
Sony Xperia Z3 Compact ↑	4.6"	720 x 1280	319	Sep-2014	Android 5.1.1
Samsung Galaxy Tab 3 ↓	10.1"	800 x 1280	149	Jul-2013	Android 4.4.2
Samsung Galaxy S7 NEW	5.1''	1440 x 2560	577	Feb- 2016	Android 6.0.1
Apple iPhone 6S Plus ↓	5.5"	1080 x 1920	401	Sep-2014	iOS 9.3.5
Samsung Galaxy Note 4 ↑	5.7"	1440 x 2560	515	Sep-2014	Android 5.1.1
Apple iPad 4 ↓	9.7"	2048 x 1536	264	Nov-2012	iOS 9.3.4
Apple iPhone 5C =	4.0"	640 x 1136	326	Sep-2013	iOS 8.4.1
Apple iPad Air 2 ↓	9.7"	2048 x 1536	264	Oct-2014	iOS 9.3.5
Apple iPad Air ↑	9.7"	2048 x 1536	264	Oct-2013	iOS 9.2.1
Samsung Galaxy Note 3 ↑	5.7"	1080 x 1920	386	Sep-2013	Android 5.0
Samsung Galaxy A5 NEW	5.0"	720 x 1280	294	Dec-2014	Android 5.0.2

Extended

Samsung Galaxy S3 Neo NEW	4.8"	720 x 1280	306	May-2014	Android 4.4.2
Samsung Galaxy S7 Edge NEW	5.5''	1440 x 2560	534	Feb-2016	Android 6.0.1
Apple iPad mini 2 ↓	7.9"	2048 x 1536	324	Nov-2013	iOS 9.3.5
Samsung Galaxy A3 ↓	4.5"	540 x 960	245	Dec-2014	Android 5.0.2
Samsung Galaxy Tab 4 ↓	10.1"	800 x 1280	149	Feb-2014	Android 5.0.2
LG G3 ↑	5.5"	1440 x 2560	515	Jun-2014	Android 5.0
Huawei P8lite NEW	5.0"	720 x 1280	294	May-2015	Android 6.0



Essential

Device Name	Screen Size	Screen Resolution	PPI (Pixel Per Inch)	Release Date	Recommended OS Version
Apple iPhone 6 ↑	4.7"	750 x 1334	326	Sep-2014	iOS 9.3.5
Samsung Galaxy S5 ↓	5.1"	1080 x 1920	432	Apr-2014	Android 5.0
Samsung Galaxy S6 ↑	5.1"	1440 x 2560	515	Apr-2015	Android 5.1.1
Apple iPad 2 ↓	9.7"	1024 x 768	132	Mar-2011	iOS 8.4.1
Samsung Galaxy S6 Edge ↓	5.1"	1440 x 2560	515	Apr-2015	Android 6.0.1
Samsung Galaxy S4 ↑	5.0"	1080 x 1920	440	Apr-2013	Android 5.0.1
Samsung Galaxy S4 mini ↓	4.3"	540 x 960	256	Jul-2013	Android 4.4.2
Apple iPhone 6S ↓	4.7"	750 x 1334	326	Sep-2015	iOS 9.3.5
Google Nexus 5 = [REF]	5.0"	1080 x 1920	424	Nov-2013	Android 7.0
Apple iPhone 6 Plus ↓	5.5"	1080 x 1920	401	Sep-2014	iOS 9.3.5

Enhanced

Samsung Galaxy S3 Neo NEW	4.8"	720 x 1280	306	May-2014	Android 4.4.2
Apple iPad mini ↑	7.9"	1024 x 768	162	Nov-2012	iOS 9.2.1
Samsung Galaxy Tab 4 ↑	10.1"	800 x 1280	149	Feb-2014	Android 5.0.2
Huawei P8lite NEW	5.0"	720 x 1280	294	May 2015	Android 6.0
Apple iPad Air ↑	9.7"	2048 x 1536	264	Oct-2013	iOS 9.2.1
Apple iPhone 5S ↓	4.0"	640 x 1136	326	Sep-2013	iOS 8.4.1
Samsung Galaxy Grand Neo NEW	5.0"	480 x 800	186	Feb-2014	Android
Apple iPad Air 2 ↓	9.7"	2048 x 1536	264	Oct-2014	iOS 9.3.4
Apple iPhone 5 ↓	4.0"	640 x 1136	326	Sep-2012	iOS 7.1.2
Apple iPhone 6S Plus ↓	5.5"	1080 x 1920	401	Sep-2014	iOS 9.3.5
Samsung Galaxy S3 ↑	4.8"	720 x 1280	306	May-2012	Android 4.3
HTC One (M8) NEW	5.0"	1080 x 1920	440	Mar-2014	Android 5.0.1
Apple iPad 4 ↑	9.7"	2048 x 1536	264	Nov-2012	iOS 9.2.1
Samsung Galaxy J5 Duos NEW	5.0"	720 x 1280	294	Jun-2015	Android 5.1
Huawei P8 ↑	5.0"	720 x 1280	428	May-2015	Android 5.0.1

Extended

LG G4 ↓	5.5"	1440 x 2560	515	Apr-2015	Android 5.1
Samsung Galaxy Note 4 ↑	5.7"	1440 x 2560	515	Sep-2014	Android 5.1.1
Microsoft Nokia Lumia 630 ↓	4.5"	480 x 854	221	May-2014	Windows Phone 8.1
Apple iPhone 4S ↓	3.5"	640 x 960	330	Oct-2011	iOS 8.4.1
Samsung Galaxy S3 Mini ↓	4.0"	480 x 800	233	Nov-2012	Android 4.1.2
Samsung Galaxy Tab A ↓	9.7"	768 x 1024	313	May-2015	Android 5.0.2
Samsung Galaxy S7 NEW	5.1"	1440 x 2560	577	Feb-2016	Android 6.0.1



Essential

Device Name	Screen Size	Screen Resolution	PPI (Pixel Per Inch)	Release Date	Recommended OS Version
Samsung Galaxy S4 ↑	5.0"	1080 x 1920	440	Apr-2013	Android 5.0.1
Apple iPhone 6 ↓	4.7"	750 x 1334	326	Sep-2014	iOS 9.3.5
Apple iPhone 5S ↓	4.0"	640 x 1136	326	Sep-2013	iOS 9.3.4
Samsung Galaxy S5 ↑	5.1"	1080 x 1920	432	Apr-2014	Android 5.0
Apple iPhone 5 ↓	4.0"	640 x 1136	326	Sep-2012	iOS 8.4.1
Apple iPad 2 ↑	9.7"	1024 x 768	132	Mar-2011	iOS 9.2.1
Samsung Galaxy S6 ↓	5.1"	1440 x 2560	515	Apr-2015	Android 5.1.1
Apple iPhone 4S ↑	3.5"	640 x 960	330	Oct-2011	iOS 8.4.1
Google Nexus 5 = [REF]	5.0"	1080 x 1920	424	Nov-2013	Android 7.0
Apple iPhone 6S ↓	4.7"	750 x 1334	326	Sep-2015	iOS 9.3.5

Enhanced

Huawei P8lite NEW	5.0"	720 x 1280	294	May-2015	Android 6.0
Apple iPad Air ↓	9.7"	2048 x 1536	264	Oct-2013	iOS 9.2.1
Apple iPad mini ↓	7.9"	1024 x 768	162	Nov-2012	iOS 9.3.4
Apple iPhone 5C ↑	4.0"	640 x 1136	326	Sep-2013	iOS 9.3.4
Apple iPad 4 ↓	9.7"	2048 x 1536	264	Nov-2012	iOS 9.3.5
Apple iPhone 6 Plus ↓	5.5"	1080 x 1920	401	Sep-2014	iOS 9.3.5
Samsung Galaxy Note 4 ↓	5.7"	1440 x 2560	515	Sep-2014	Android 5.1.1
Apple iPad Air 2 ↓	9.7"	2048 x 1536	264	Oct-2014	iOS 9.3.4
Sony Xperia M2 NEW	4.8"	540 x 960	229	May-2014	Android 5.1
Samsung Galaxy Grand Neo ↑	5.0"	480 x 800	186	Feb-2014	Android 4.4.4
Samsung Galaxy A5 ↑	5.0"	720 x 1280	294	Dec-2014	Android 5.0.2
LG G3 ↓	5.5"	1440 x 2560	515	Jun-2014	Android 5.0
Samsung Galaxy Note 3 ↓	5.7"	1080 x 1920	386	Sep-2013	Android 5.0
Huawei G7 ↑	5.5"	720 x 1280	267	Sep-2014	Android 4.4.4
Apple iPhone 6S Plus ↓	5.5"	1080 x 1920	401	Sep-2014	iOS 9.3.5

Extended

Samsung Galaxy S6 Edge ↓	5.1"	1440 x 2560	515	Apr-2015	Android 6.0.1
Samsung Galaxy S3 ↓	4.8"	720 x 1280	306	May-2012	Android 4.3
Huawei Y635 NEW	5.0"	480 x 854	196	May-2015	Android 4.4.2
bq Aquaris E5 NEW	5.0"	720 x 1280	294	Jun-2014	Android 5.1.1
Apple iPad mini 2 ↓	7.9"	2048 x 1536	324	Nov-2013	iOS 9.3.5
Samsung Galaxy Tab A NEW	9.7"	768 x 1024	132	May-2015	Android 6.0.1
Huawei P8 =	5.0"	720 x 1280	428	May-2015	Android 5.0.1



Essential

Device Name	Screen Size	Screen Resolution	PPI (Pixel Per Inch)	Release Date	Recommended OS Version
Samsung Galaxy S6 ↑	5.1"	1440 x 2560	515	Apr-2015	Android 5.1.1
Samsung Galaxy S5 ↓	5.1"	1080 x 1920	432	Apr-2014	Android 5.0
Apple iPhone 6 ↓	4.7"	750 x 1334	326	Sep-2014	iOS 9.3.5
Apple iPad 2 ↑	9.7"	1024 x 768	132	Mar-2011	iOS 9.3.4
Samsung Galaxy S4 ↓	5.0"	1080 x 1920	440	Apr-2013	Android 5.0.1
Apple iPhone 6S ↑	4.7"	750x1334	326	Sep-2015	iOS 9.3.5
Apple iPhone 5S ↑	4.0"	640 x 1136	326	Sep-2013	iOS 8.4.1
Samsung Galaxy S6 Edge ↑	5.1"	1440 x 2560	515	Apr-2015	Android 6.0.1
LG Nexus 5 ↑ [REF]	5.0"	1080x1920	424	Nov-2013	Android 6.0.1
Apple iPhone 6 Plus ↑	5.5"	1080 x 1920	401	Sep-2014	iOS 9.3.5

Enhanced

Samsung Galaxy Tab 4 ↑	10.1"	800 x 1280	149	Feb-2014	Android 5.0.2
Apple iPad Air 2 ↑	9.7"	2048 x 1536	264	Oct-2014	iOS 9.2.1
Apple iPad mini ↓	7.9"	1024 x 768	162	Nov-2012	iOS 9.3.4
Samsung Galaxy Core Prime NEW	4.5"	480 x 800	207	Nov-2014	Android 5.1.1
Samsung Galaxy Tab 3 ↑	10.1"	800 x 1280	149	Jul-2013	Android 4.4.2
Apple iPhone 4S ↑	3.5"	640 x 960	330	Oct-2011	iOS 9.3.4
Samsung Galaxy Tab A ↑	9.7"	768 x 1024	131	May-2015	Android 5.0.2
Apple iPhone 5C ↑	4.0"	640 x 1136	326	Sep-2013	iOS 9.2.1
HTC One (M9) ↓	5.0"	1080 x 1920	440	Mar-2015	Android 5.1
Samsung Galaxy A3 ↑	4.5"	540 x 960	245	Dec-2014	Android 5.0.2
Apple iPad Air ↑	9.7"	2048 x 1536	264	Oct-2013	iOS 9.3.4
Samsung Galaxy Grand Prime ↑	5.0"	540 x 960	220	Oct-2014	Android 5.1.1
Samsung Galaxy Note 4 ↑	5.7"	1440 x 2560	515	Sep-2014	Android 5.1.1
Apple iPhone 6S Plus ↑	5.5"	1080 x 1920	401	Sep-2014	iOS 9.2.1
Microsoft Nokia Lumia 635 ↓	4.5"	480 x 854	221	May-2014	Windows Phone 8.1

Extended

Samsung Galaxy A5 NEW	5.0"	720 x 1280	294	Dec-2014	Android 5.0.2
Apple iPad mini 2 ↓	7.9"	2048 x 1536	324	Nov-2013	iOS 9.3.4
LG G4 ↓	5.5"	1440 x 2560	515	Apr-2015	Android 5.1
Sony Xperia Z3 ↓	5.2"	1080 x 1920	424	Sep-2014	Android 5.1.1
Samsung Galaxy S3 ↓	4.8"	720 x 1280	306	May-2012	Android 4.3
Samsung Galaxy S4 mini ↓	4.3"	540 x 960	256	Jul-2013	Android 4.4.2
Samsung Galaxy S7 NEW	5.1"	1440 x 2560	577	Feb-2016	Android 6.0.1



Essential

Device Name	Screen Size	Screen Resolution	PPI (Pixel Per Inch)	Release Date	Recommended OS Version
Apple iPhone 6 =	4.7"	750 x 1334	326	Sep-2014	iOS 9.3.5
Samsung Galaxy S5 =	5.1"	1080 x 1920	432	Apr-2014	Android 5.0
Samsung Galaxy S6 ↑	5.1"	1440 x 2560	515	Apr-2015	Android 5.1.1
Apple iPhone 5S ↓	4.0"	640 x 1136	326	Sep-2013	iOS 9.2.1
Apple iPad 2 ↓	9.7"	1024 x 768	132	Mar-2011	iOS 9.2.1
Samsung Galaxy S6 Edge ↑	5.1"	1440 x 2560	515	Apr-2015	Android 5.1.1
Apple iPhone 6 Plus ↑	5.5"	1080 x 1920	401	Sep-2014	iOS 9.3.5
Samsung Galaxy S4 ↓	5.0"	1080 x 1920	440	Apr-2013	Android 4.4.2
Apple iPhone 6S ↓	4.7"	750 x 1334	326	Sep-2015	iOS 9.3.5
Google Nexus 5 ↓ [REF]	5.0"	1080 x 1920	424	Nov-2013	Android 7.0

Enhanced

Apple iPad mini ↓	7.9"	1024 x 768	162	Nov-2012	iOS 9.3.4
Samsung Galaxy Note 5 ↑	5.7"	1440 x 2560	515	Aug-2015	Android 5.1.1
Apple iPhone 5C ↓	4.0"	640 x 1136	326	Sep-2013	iOS 9.2.1
HTC One (M9) ↑	5.0"	1080 x 1920	440	Mar-2015	Android 5.1
Apple iPad Air ↑	9.7"	2048 x 1536	264	Oct-2013	iOS 9.2.1
Apple iPad Air 2 ↓	9.7"	2048 x 1536	264	Oct-2014	iOS 9.3.4
Apple iPad 4 ↑	9.7"	2048 x 1536	264	Nov-2012	iOS 9.3.5
Samsung Galaxy Note 4 ↑	5.7"	1440 x 2560	515	Sep-2014	Android 5.1.1
Apple iPhone 6S Plus ↓	5.5"	1080 x 1920	401	Sep-2014	iOS 9.3.5
Samsung Galaxy Core Prime ↑	4.5"	480 x 800	207	Nov-2014	Android 4.4.4
Samsung Galaxy S7 NEW	5.1"	1440 x 2560	577	Feb-2016	Android 6.0.1
Apple iPhone 5 ↑	4.0"	640 x 1136	326	Sep-2012	iOS 9.2.1
Samsung Galaxy S3 ↓	4.8"	720 x 1280	306	Jun-2013	Android 4.4.2
Sony Xperia Z3 Compact ↓	4.6"	720 x 1280	320	Sep-2014	Android 5.1.1
Samsung Galaxy S6 Edge Plus NEW	5.7"	1440 x 2560	518	Aug-2015	Android 5.1.1

Extended

Samsung Galaxy Tab 4 NEW	10.1"	800 x 1280	149	Feb-2014	Android 5.0.2
Sony Xperia Z2 NEW	5.2"	1080 x 1920	424	Mar-2014	Android 6.0
Samsung Galaxy Tab A ↓	9.7"	768 x 1024	131	May-2015	Android 5.0.2
HTC One (M7) =	4.7"	1080 x 1920	264	Mar-2013	Android 5.0.2
LG G3 NEW	5.5"	1440 x 2560	515	Jun-2014	Android 5.0
Samsung Galaxy S7 Edge NEW	5.5"	1440 x 2560	534	Feb-2016	Android 6.0.1
Samsung Galaxy Tab A NEW	8.0"	768 x 1024	160	May-2015	Android 5.0.2



Essential

Device Name	Screen Size	Screen Resolution	PPI (Pixel Per Inch)	Release Date	Recommended OS Version
Huawei P8 ↑	5.0"	720 x 1280	428	May-2015	Android 5.0.1
Xiaomi Redmi Note 2 ↓	5.5"	1080x1920	403	Aug-2015	Android 5.0
Apple iPhone 6 =	4.7"	750 x 1334	326	Sep-2014	iOS 9.3.4
OnePlus 2 ↑	5.5"	1080x1920	401	Aug-2015	Android 5.1
Xiaomi Mi Note ↓	5.7"	1080x1920	386	Jan-2015	Android 4.4.4
Samsung Galaxy S6 ↓	5.1"	1440 x 2560	515	Apr-2015	Android 5.1.1
Huawei Mate 8 ↑	6.0"	1080x1920	368	Nov-2015	Android 6.0
Apple iPhone 5S ↓	4.0"	640 x 1136	326	Sep-2013	iOS 9.2.1
Huawei Honor 6 Plus ↓	5.5"	1080x1920	401	Dec-2014	Android 4.4.2
Samsung Galaxy S5 ↓	5.1"	1080 x 1920	432	Apr-2014	Android 5.0

Enhanced

Huawei Honor 7 ↑	5.2"	1080x1920	424	Jul-2015	Android 5.0
Lenovo Vibe P1 ↑	5.5"	1080x1920	401	Oct-2015	Android 5.1
Apple iPhone 6 Plus ↓	5.5"	1080 x 1920	401	Sep-2014	iOS 9.3.4
Xiaomi Redmi Note 3 ↑	5.5"	1080x1920	403	Feb-2016	Android 5.0.2
ZTE Blade S6 ↓	5.0"	720x1280	294	Feb-2015	Android 5.0.1
Meizu Pro 5 ↑	5.7"	1080x1920	386	Oct-2015	Android 5.1
Xiaomi Mi 4 ↑	5.0"	1080x1920	441	Aug-2015	Android 4.4.3
Samsung Galaxy Note 4 ↓	5.7"	1440 x 2560	515	Sep-2014	Android 5.1.1
OnePlus X ↓	5.0"	1080x1920	441	Nov-2015	Android 5.1.1
Lenovo Zuk Z1 ↑	5.5"	1080x1920	401	Sep-2015	Android 5.1.1
Apple iPad Air ↑	9.7"	2048 x 1536	264	Oct-2013	iOS 9.2.1
Apple iPhone 6S ↓	4.7"	750 x 1334	326	Sep-2015	iOS 9.3.5
Meizu MX5 ↓	5.5"	1080x1920	401	Jul-2015	Android 5.0.1
ZTE Nubia Z9 ↑	5.2"	1080x1920	424	Jun-2015	Android 5.0.2
Apple iPad Mini ↓	7.9"	1024 x 768	162	Nov-2012	iOS 9.2.1

Extended

Meizu M1 ↓	5.0"	768x1280	300	Apr-2015	Android 4.4.4
OnePlus 3 ↑	5.5"	1080 x 1920	401	Jun-2016	Android 6.0.1
LG G4 ↓	5.5"	1440 x 2560	515	Apr-2015	Android 5.1
Samsung Galaxy S4 ↑	5.0"	1080 x 1920	440	Apr-2013	Android 5.0.1
Xiaomi Mi 5 NEW	4.3"	540 x 960	256	Jul-2013	Android 4.4.2
Apple iPhone 4 =	3.5"	640 x 960	330	Feb-2011	iOS 9.2.1
Huawei P9 NEW	5.2"	1080 x 1920	423	Apr-2016	Android 6.0



Essential

Device Name	Screen Size	Screen Resolution	PPI (Pixel Per Inch)	Release Date	Recommended OS Version
Samsung Galaxy S6	5.1"	1440 x 2560	515	Apr-2015	Android 5.1.1
Samsung Galaxy J7	5.5"	720 x 1280	267	Jun-2015	Android 6.0.1
Micromax Yu Yureka	5.5"	720 x 1280	267	Jan-2015	Android 5.1
Intex Aqua 4G+	5.0"	720 x 1280	294	Jun-2015	Android 5.0.2
Lenovo Zuk Z1	5.5"	1080x1920	401	Sep-2015	Android 5.1.1
Xiaomi Redmi Note 3	5.5"	1080x1920	403	Feb-2016	Android 5.0.2
Samsung Galaxy S6 Edge	5.1"	1440 x 2560	515	Apr-2015	Android 6.0.1
Reliance Jio Lava EG932	5.0"	540 x 960	220	Jan-2015	Android 4.4
Micromax Canvas 6	5.5"	1080 x 1920	401	May-2016	Android 5.1
Samsung Galaxy J5	5.0"	720 x 1280	294	Jun-2015	Android 6.0.1

Enhanced






















































































Intex Aqua Power	5.0"	480 x 854	196	Nov-2014	Android 4.4.2
Lenovo Tab 2 A10-70	10.1"	1200 x 1920	218	Apr-2015	Android 5.0
Lenovo K4 Note	5.5"	1080 x 1920	401	Jan-2016	Android 6.0
Samsung Galaxy J3	5.0"	720 x 1280	294	Jan-2016	Android 5.1
Samsung Galaxy Note 4	5.7"	1440 x 2560	515	Sep-2014	Android 5.1.1
Samsung Galaxy Tab A LTE (T-355)	8.0"	768 x 1024	160	May-2015	Android 5.0
Xiaomi Mi 5	4.3"	540 x 960	256	Jul-2013	Android 4.4.2
Xiaomi Redmi Note 3	5.5"	1080x1920	403	Feb-2016	Android 5.0.2
Micromax Canvas Tab P290	7.0"	1024 x 600	170	Oct-2015	Android 5.0
OnePlus 2	5.5"	1080x1920	401	Aug-2015	Android 5.1
Reliance Jio Lava EG841	4.0"	480 x 800	233	Apr-2015	Android 4.4
LeEco Le 1S	5.5"	1080 x 1920	401	Feb-2016	Android 5.0
Vivo V3 Max	5.5"	1080 x 1920	401	Apr-2016	Android 5.1
Oppo F1	5.0"	720 x 1280	294	Feb-2016	Android 5.1
iPhone SE	4.0"	640 x 1136	326	Mar-2016	iOS 9.3.5



























Extended

Asus Zenfone Max ZC550KL	5.5"	720 x 1280	267	Jan-2015	Android 5.0
Apple iPhone 6	4.7"	750 x 1334	326	Sep-2014	iOS 9.3.5
OnePlus 3	5.5"	1080 x 1920	401	Jun-2016	Android 6.0.1
Apple iPhone 5S	4.0"	640 x 1136	326	Sep-2013	iOS 8.4.1
Samsung Galaxy S7	5.1"	1440 x 2560	577	Feb-2016	Android 6.0.1
Samsung Galaxy S7 Edge	5.5"	1440 x 2560	534	Feb-2016	Android 6.0.1
Apple iPad Air	9.7"	2048 x 1536	264	Oct-2013	iOS 9.2.1

Mobile Market Calendar 2016

Be sure to plan ahead to get maximum test coverage.

	JANUARY	FEBRUARY	MARCH	APRIL	MAY	JUNE	JULY	AUGUST	SEPTEMBER	OCTOBER	NOVEMBER	DECEMBER				
 DEVICES	 HTC One X9  Xiaomi Redmi 3	 Honor Holly 2 Plus  LG K7  ASUS Live G500TG	 Samsung GALAXY S7 Edge  iPad Air 3  iPad Pro 9.7"  iPhone SE  SONY Xperia X  HUAWEI Media Pad M2	 LG G5  Xiaomi Mi 5  HTC One M10  HUAWEI P9	 Samsung GALAXY A9  SONY Xperia X  HP Elite X3 (Win 10)	 Samsung GALAXY Note 6  ONEPLUS OnePlus 3  MOTOROLA Moto E 3rd Gen	 iPhone 7  iPad Mini 5  Watch 2  Samsung GALAXY Tab S3  LG V20	 iPad Pro 2  Nexus HTC Martin (M1)  Nexus HTC Sailfish (S1)	 Microsoft Surface Phone  LG V11  MOTOROLA Droid Turbo 3	 iOS 9.2.1  iOS 9.3 Beta public availability  iOS 9.3.1  iOS 9.3.2 Beta	 iOS 9.3.3  iOS 10 announcement  iOS 9.3.4 release  iOS 9.3.5 release  Android 7 release	 iOS 10.1 Beta  iOS 10 release  iOS 10.1 release  Windows 10	 iOS 10.2 release			
	 OS	 Android 6 2% share	 Android 6 10% share	 Android 6 15% share	 iOS 10 = 35% iOS 9 = 60% Other = 5%	 Android 6 15% share	 Android 6 10% share	 Android 6 2% share  iOS 9 = 77%  iOS 8 = 17%  Other = 6%	 Android 6 15% share	 Android 6 10% share	 iOS 10 = 35% iOS 9 = 60% Other = 5%	 Android 6 15% share	 Android 6 10% share	 Android 6 2% share	 Android 6 15% share	 Android 6 10% share
PROJECTED TYPICAL ADOPTION OF MAJOR OS	 Android 6 2% share	 Android 6 10% share	 Android 6 15% share	 iOS 10 = 35% iOS 9 = 60% Other = 5%	 Android 6 15% share	 Android 6 10% share	 Android 6 2% share  iOS 9 = 77%  iOS 8 = 17%  Other = 6%	 Android 6 15% share	 Android 6 10% share	 iOS 10 = 35% iOS 9 = 60% Other = 5%	 Android 6 15% share	 Android 6 10% share	 Android 6 2% share	 Android 6 15% share	 Android 6 10% share	 iOS 10 = 35% iOS 9 = 60% Other = 5%

JANUARY	FEBRUARY	MARCH	APRIL	MAY	JUNE	JULY	AUGUST	SEPTEMBER	OCTOBER	NOVEMBER	DECEMBER
 48		 49 50 Beta	 50 51 Beta	 9.0.6	 51 52 Beta	 51 52 Beta	 52 53 Beta	 9.0.9	10.0.1	 53 54 Beta	 56 55 Beta
 9.0.3		 9.0.4	 9.0.5	 47 48 Beta	 9.0.7	 48 49 Beta	 9.0.8	 iOS X 10.12	 50 51 Beta	 51 52 Beta	 10.0.2
 44 45 Beta		 45 46 Beta	 46 47 Beta				 49 50 Beta				 52 53 Beta

About Perfecto

Perfecto enables exceptional digital experiences. We help you transform your business and strengthen every digital interaction with a quality-first approach to creating web and native apps, through a cloud-based test environment called the **Continuous Quality Lab™**. The CQ Lab is comprised of real devices and real end-user conditions, giving you the truest test environment available.

More than 1,500 customers, including 50% of the Fortune 500 across the banking, insurance, retail, telecommunications and media industries rely on Perfecto to deliver optimal mobile app functionality and end user experiences, ensuring their brand's reputation, establishing loyal customers, and continually attracting new users. For more information about Perfecto, visit www.perfectomobile.com, join our **community**, or follow us on Twitter at [@PerfectoMobile](https://twitter.com/PerfectoMobile).

Want to learn about creating top notch digital experiences? [Subscribe to our blog and get more content just like this!](#)



Looking to learn more?
Here are some of our favorite resources:



GSMarena <http://www.gsmarena.com/>

Phone Arena <http://www.phonearena.com/>

Open Signal <http://opensignal.com/reports/>

Apple <https://developer.apple.com/support/app-store/>

Android Developers <http://developer.android.com/about/dashboards/index.html>

App Annie <https://www.appannie.com/>

IHS <https://www.ihs.com/index.html>

Localytics <http://www.localytics.com>